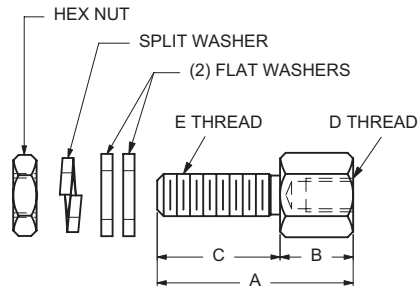
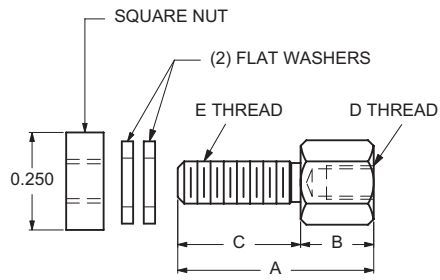




# \*3/16 HEX FEMALE SCREW LOCKS (inch)



STYLE 1



STYLE 2



ORDERING CODE	XX	XXXX	XX
	MATERIAL	BASIC PART NUMBER	FINISH

MATERIAL	CODE
*STEEL	ST
STAINLESS STEEL	SS
BRASS	BR

STYLE 1


BASIC PART NUMBERS			A (REF.) LENGTH	B LENGTH	C LENGTH	D FEMALE THREAD	E MALE THREAD		
SCREW-LOCK ONLY	KIT	BULK							
9410	9420	9430	.375	.187	.187	4-40 UNC-2B	4-40 UNC-2A		
9411	9421	9431	.437		.250				
9412	9422	9432	.500		.312				
9413	9423	9433	.562		.375				
9414	9424	9434	.625		.437				
9415	9425	9435	.688		.500				
9416	9426	9436	.750		.562				
9417	9427	9437	.812		.625				
9418	9428	9438	.875		.688				
9419	9429	9439	.937		.750				
9440	9441	9442	.550	.365	4-40 UNC-2B	4-40 UNC-2A			
9443	9444	9445	.500	.191 ± .002			.312		
9446	9447	9448	.500	.187			.312	2-56	
9449	9450	9451	.500	.185 Max.			.312	2-56	2-56
9452	9453	9454	.442	.130			.312	4-40	4-40
9455	9456	9457	.735	.305			.430	4-40	4-40
9390	9391	9392	.720	.210			.510	4-40	4-40

STYLE 2

9411	9393	9394	.437	.187	.250	4-40	4-40
------	------	------	------	------	------	------	------

CODE	FINISH	CODE	FINISH
00	Plain — None	35	Zinc ASTMB633, Type I, Fe/Zn 8 — No Chromate
01	Passivate ASTM A967-05	36	Zinc ASTMB633, Type II, Fe/Zn 8 — Yellow Chromate
02	Caustic Etch	43	Bright Tin — MIL-T-10727
03	Bright Dip — Brass	50	Black Oxide MIL-C-13924 — Steel
31	Cadmium QQ-P-416, CL 2 — Clear Chromate	51	Black Oxide MIL-F-495 — Brass
32	Cadmium QQ-P-416, CL 2, Type II — Yellow Chromate	52	Black Oxide MIL-C-13924 — Stainless Steel
33	Zinc, ASTMB633, Type II, CL 3 — Black Chromate	61	Nickel QQ-N-290 CL 1, Type VI KC
34	Zinc ASTMB633, Type III, Fe/Zn 8 — Clear Chromate	63	Ductile, Nickel — QQ-N-290

\*Also manufactured in 5 millimeter Hex Steel. Please call the sales department for pricing and availability.



NOTES:

- Two assemblies are required per connector.
- Each kit contains 2 female screw locks, 4 flat washers, 2 split lock washers, 2 hex nuts.
- Bulk quantities — each type part is separately packaged.
- All parts are shipped unassembled.
- Other combinations of body lengths (B) and male lengths (C) are available.
- Partially threaded male lengths are available.
- All above parts are available with 3/16" round body.
- \*Most common material is steel with optional finish.
- A 6" lb. (female) and a 4" lb. (male) maximum assembly torque is recommended for steel screw locks.
- All dimensions are for reference only. Tolerances are to manufacturer's standards.

F3