
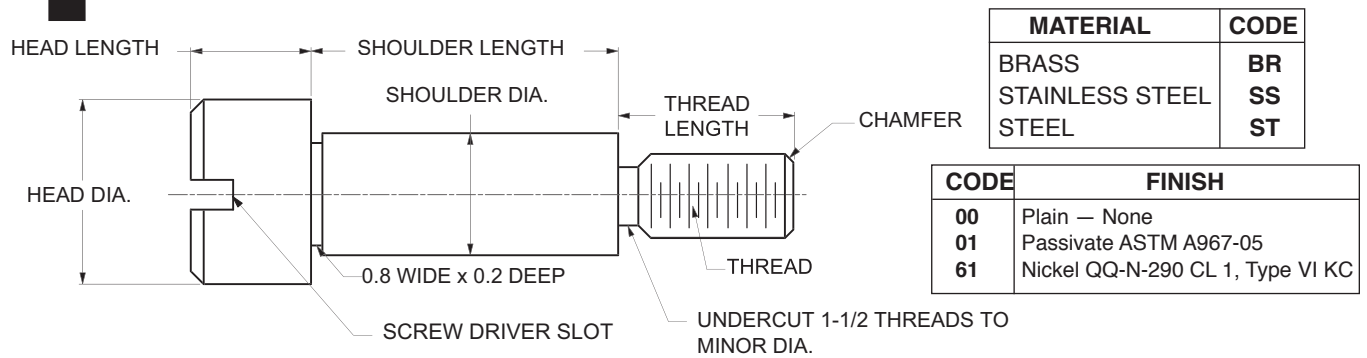





METRIC PRECISION SHOULDER SCREW SLOTTED HEAD



BASIC PART NUMBER	THREAD	HEAD DIAMETER ±0.1	SHOULDER DIAMETER +0.000 -0.026	HEAD LENGTH ±0.25	SHOULDER LENGTH +0.053 -0.000	THREAD LENGTH ±0.13
5331	M5X0.8	10	6.34	4.8	3.18	6.3
5332	M5X0.8	10	6.34	4.8	4.76	6.3
5333	M5X0.8	10	6.34	4.8	6.35	6.3
5334	M5X0.8	10	6.34	4.8	7.94	6.3
5335	M5X0.8	10	6.34	4.8	9.52	6.3
5336	M5X0.8	10	6.34	4.8	11.11	6.3
5337	M5X0.8	10	6.34	4.8	12.70	6.3
5338	M5X0.8	10	6.34	4.8	14.29	6.3
5339	M5X0.8	10	6.34	4.8	15.87	6.3
5340	M5X0.8	10	6.34	4.8	17.46	6.3
5341	M5X0.8	10	6.34	4.8	19.05	6.3
5342	M5X0.8	10	6.34	4.8	22.22	6.3
5343	M5X0.8	10	6.34	4.8	25.40	6.3
5344	M6X1	11	7.93	5.5	6.53	9.4
5345	M6X1	11	7.93	5.5	9.52	9.4
5346	M6X1	11	7.93	5.5	12.70	9.4
5347	M6X1	11	7.93	5.5	14.29	9.4
5348	M6X1	11	7.93	5.5	19.05	9.4
5349	M6X1	11	7.93	5.5	22.22	9.4
5350	M6X1	11	7.93	5.5	25.40	9.4
5351	M6X1	13	9.51	5.5	6.53	9.4
5352	M6X1	13	9.51	5.5	9.52	9.4
5353	M6X1	13	9.51	5.5	12.70	9.4
5354	M6X1	13	9.51	5.5	14.29	9.4
5355	M6X1	13	9.51	5.5	19.05	9.4
5356	M6X1	13	9.51	5.5	22.22	9.4
5357	M6X1	13	9.51	5.5	25.40	9.4



D19